

Apsley Fitting Instructions

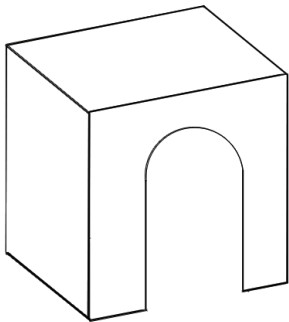
Towel Rail

Please read these instructions and terms and conditions carefully prior to installation. Failure to do so may invalidate the warranty.

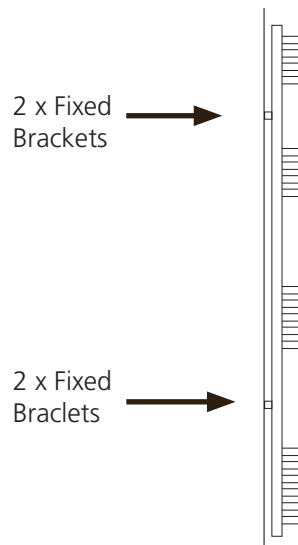


Drawings

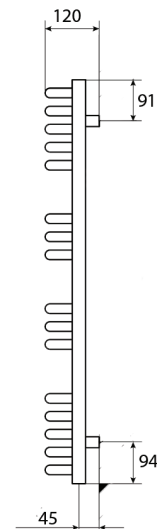
Drawing 1 - Fixed Bracket



Drawing 2 - Bracket Positions



Drawing 3 - Bracket Position Measurements



Pipe Centres

Pipe centres left to right	=	width less 40mm
Pipe centres from wall	=	45mm
Depth from wall	=	120mm

1. Unpack & Inspect

This product should have reached you in perfect condition. Please carefully unpack and inspect this radiator and all fittings. Your point of purchase must be notified of any shortages or damage within 28 days of delivery.

For further information please see terms and conditions at the bottom of the page.

3. Fix Brackets

Brackets should be fixed using suitable drill bit, screws and plugs.

Mark and fix the 2 top brackets checking they are level. Hang radiator in position and mark the location of the 2 bottom brackets and fix in place.

PLEASE NOTE:

It is essential that all brackets are level and square prior to hanging the radiator to ensure a vertical alignment for connecting the pipe work.

2. Contents

You should have:

- 1 Towel Rail
- 1 Manual Airvent
- 1 Blanking Plug

You will need:

- Tape measure
- Electric drill and bits
- Spirit level
- Suitable Fittings

4. Hang & Commission Radiator

With the brackets firmly fixed and level, the radiator is lowered directly onto the brackets.

When commissioning your radiator on an indirect/closed system we recommend using a suitable quality and quantity of mixed metal inhibitor to protect against scale & corrosion.

Damage caused to systems not protected by a suitable inhibitor will not be covered by manufacturer's guarantee.

Technical Specifications

Materials	Steel
Connections	½" flow and return.
Test pressure	13 Bar
Testing authority	EN442
Maximum operating pressure	10 Bar
Maximum working temperature	95°C
Packaging	Wrapped in polythene & boxed.

PLEASE NOTE: Systems using micro bore pipe work must have adequate pressure and flow rates for the number and style of radiators on the system.

Guarantees & Liabilities

This product is guaranteed for 5 years. As we are not the manufacturers of this product we will take all reasonable endeavours to make over to you the benefit of any warranty or guarantee given by the manufacturer.

The guarantees in all cases are subject to the products being installed in accordance with British and or European standards as well as these fitting instructions. The guarantees in all cases are restricted to the free of charge replacement or repair of the failed product only. Our liability will under no circumstances extend beyond the repair or replacement of the product supplied by us. Claims for either labour in replacement or damage to property are not admissible. Any goods that are returned, in the event of a problem, will belong to us.

Terms & Conditions

All products must be inspected once removed from the packaging and your point of purchase notified within 28 days of delivery of any scratches, blemishes or other damage. Your point of purchase will then agree appropriate action. Imperfect radiators should therefore not be fitted and we will not accept responsibility for replacement of scratched or damaged radiators once they have been fitted. This includes any consequential loss or cost of fitting.

If we are not notified within 28 days of the date on the signed delivery note then it will be deemed that we have fully complied with our obligations and claims will not be considered. Failure to comply with any of the above may invalidate any claims. We recommend that after you check the product on delivery that it is stored in its packaging to prevent damage prior to installation, we cannot accept responsibility for items damaged after delivery.

For full details of our Terms and Conditions please visit www.supplies4heat.co.uk or call us on 01342 306880.