


CHAUCER Horizontal Fitting Instructions

Steel Radiator in White RAL 9016
23mm Round Tube, 30mm Round Collectors

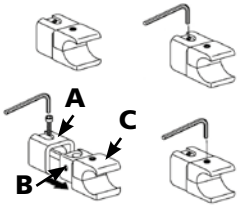


Please read these instructions and terms and conditions carefully prior to installation. Failure to do so may invalidate the warranty.

Drawings

Fig 1

Single Chaucer



Double Chaucer

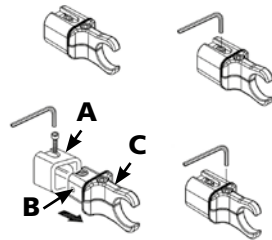
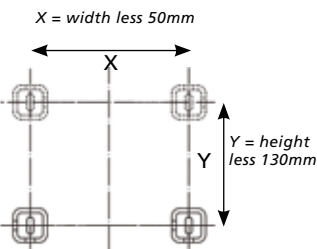


Fig 2

Single Chaucer



Double Chaucer

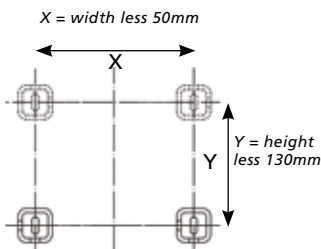
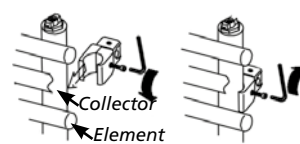
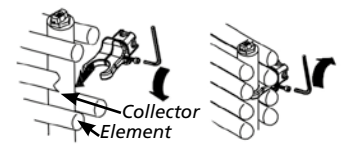


Fig 3

Single Chaucer



Double Chaucer



Pipe Centres

	Single	Double
Pipe centres left to right	= width minus 50mm	width minus 50mm
Pipe centres from wall	= 55mm	79mm - 89mm
Depth from wall	= 90mm	114mm - 124mm

1. Unpack & Inspect

This product should have reached you in perfect condition. Please carefully unpack and inspect this radiator and all fittings. Your point of purchase must be notified of any shortages or damage within 28 days of delivery. For further information please see terms and conditions on reverse.

2. Contents

You should have:

- 1 Radiator
- 4 Wall Brackets
- 4 Wall Plugs
- 4 Screws
- 4 Wall Sleeves
- 1 Airvent
- 1 Blanking Plug

You will need:

- Tape measure
- Electric drill and bits
- Spirit level

3. Mark Bracket Positions

1. Mark bracket positions as per **Fig.2**, measure the width (X) of the radiator less 50mm and the height (Y) of the radiator less 130mm to find your four fixing positions for the Wall sleeves.
2. The Wall Sleeve (A in **Fig.1**) screws into the wall in the positions as described above.
3. Attach clamps B & C to collector, between the 2nd and 3rd element above and below do not overtighten (**Fig.1**) this, to allow slight adjustment for inserting into wall sleeves.
5. Raise radiator and slot into Wall sleeves" A" and tighten (**Fig.3**).

4. Fix Brackets

Using a suitable drill bit, screws and plugs, fix the brackets and level with a spirit level.

PLEASE NOTE:

It is essential that all brackets are level and square prior to hanging the radiator to ensure a vertical alignment for connecting the pipework.

5. Hang & Commission

With the brackets sleeves firmly fixed and level, the radiator can be hung in position by inserting the brackets into the sleeves and securing with the grub screws provided.

When commissioning your radiator on an indirect/closed system we recommend using a suitable mixed metal inhibitor to protect against scale & corrosion.

Damage caused to systems not protected by a suitable inhibitor will not be covered by manufacturer's guarantee.

Technical Specifications

Materials	Steel.
Connections	½" flow and return.
Test pressure	6 Bar
Maximum operating pressure	4 Bar
Maximum working temperature	95°C
Packaging	Wrapped in polyethylene & boxed.

Guarantees & Liabilities

This product is guaranteed for 10 years. The guarantees in all cases are subject to the products being installed in accordance with British and or European standards as well as these fitting instructions. The guarantees in all cases are restricted to the free of charge replacement or repair of the failed product only. Our liability will under no circumstances extend beyond the repair or replacement of the product supplied by us. Claims for either labour in replacement or damage to property are not admissible. Any goods that are returned, in the event of a problem, will belong to us.

Terms & Conditions

All products must be inspected once removed from the packaging and your point of purchase notified within 28 days of delivery of any scratches, blemishes or other damage. Your point of purchase will then agree appropriate action.

Imperfect radiators should therefore not be fitted and we will not accept responsibility for replacement of scratched or damaged radiators once they have been fitted. This includes any consequential loss or cost of fitting.

If we are not notified within 28 days of the date on the signed delivery note then it will be deemed that we have fully complied with our obligations and claims will not be considered.

Failure to comply with any of the above may invalidate any claims. We recommend that after you check the product on delivery that it is stored in its packaging to prevent damage prior to installation, we cannot accept responsibility for items damaged after delivery. For full details of our Terms and Conditions please visit www.supplies4heat.co.uk or call us on 01342 306880.